

Technical Data Sheet

3M™ Membrane Switch Product with Adhesive 200MP 7957MP

Product Description

Finite Element Analysis (FEA) data is available for this product at: [3m.com/FEA](https://www.3m.com/FEA)

3M™ High Performance Acrylic Adhesive 200MP is a popular choice and industry standard, for graphic attachment and general industrial joining applications. It provides outstanding adhesion to metal and high surface energy plastics. This adhesive provides some initial repositionability for placement accuracy when bonding to plastics. It also performs well after exposure to humidity and hot/cold cycles and provides the assurance the switch will perform through difficult environmental conditions and millions of actuations.

Product Features


- Up to 400°F short-term heat resistance
- Excellent solvent resistance
- Excellent shear strength to resist slippage and edge lifting

3M™ Double Coated Membrane Switch Spacers feature 2.0 or 5.0 mil adhesive layers for industry-standard, high-performance requirements.

Technical Information Note

The following technical information and data should be considered representative or typical only and should not be used for specification purposes.


Typical Physical Properties

Property	Values	Additional Information
Adhesive Type	Acrylic	
Adhesive Carrier	Polyester Film (PET)	
Liner	PCK	
Primary Liner Type	58# Polycoated Kraft Paper (PCK)	View 

Notes: Inner liner is primary (stays with die-cut part); Outer liner is secondary (removed first)

Secondary Liner Type

58# Polycoated Kraft Paper (PCK)

View 

Notes: Inner liner is primary (stays with die-cut part); Outer liner is secondary (removed first)

Liner Thickness

0.11 mm

Primary Liner Thickness


0.11 mm

Secondary Liner Thickness

0.11 mm

Adhesive Thickness

0.05 mm

View 

Test Name: Backside


Notes: The caliper listed is based on a calculation from manufacturing controlled adhesive coat weight. While past data pages have listed nominal thicknesses of 1 and 2 mils, the coat weight (and theoretical caliper) has not changed.

Carrier Thickness

0.08 mm

Total Tape Thickness (mil)


2 mil

View 

Test Method: ASTM D3652

Total Tape Thickness (mm)

0.05 mm

View 

Test Method: ASTM D3652

Adhesive Thickness

2 mil


View 

Test Name: Backside

Notes: Backside adhesive is on the exterior of the roll, exposed when liner is removed.

Adhesive Thickness

0.05 mm

View 

Test Name: Faceside

Notes: Faceside adhesive is on the interior of the roll, exposed when unwound and liner removed.

Adhesive Thickness

2 mil

View 

Test Name: Faceside

Notes: Faceside adhesive is on the interior of the roll, exposed when unwound and liner removed.

Carrier Thickness

3 mil

Liner Print

200MP

Liner Thickness

4.2 mil

Primary Liner Thickness

4.2 mil

Secondary Liner Thickness

4.2 mil

Typical Performance Characteristics

Property
Values
Additional Information

90° Peel Adhesion

5.9 N/cm

View 


Test Method: ASTM D3330

Test Name: 90° Peel Adhesion
Temp C: 23C
Temp F: 72F
Substrate: Stainless Steel
Backing: 2 mil PET

Notes: 12 in/min (300 mm/min)

90° Peel Adhesion

54 oz/in

[View](#) 

Test Method: ASTM D3330

Test Name: 90° Peel Adhesion
Temp C: 23C
Temp F: 72F
Environmental Condition: 50%RH
Substrate: Stainless Steel
Backing: 2 mil PET

90° Peel Adhesion

16.7 N/cm

[View](#) 


Test Method: ASTM D3330 (modified)

Test Name: 90° Peel Adhesion
Dwell/Cure Time: 72.0
Dwell Time Units: hr
Temp C: 70C
Temp F: 158F
Environmental Condition: 50%RH
Substrate: Stainless Steel
Backing: PET Film

Notes: 12 in/min (300 mm/min)

90° Peel Adhesion

153 oz/in

[View](#) 

Test Method: ASTM D3330 (modified)

Test Name: 90° Peel Adhesion
Dwell/Cure Time: 72.0
Dwell Time Units: hr
Temp C: 70C
Temp F: 158F
Environmental Condition: 50%RH
Substrate: Stainless Steel
Backing: PET Film

Notes: 12 in/min (300 mm/min)

90° Peel Adhesion

7.2 N/cm


[View](#) 

Test Method: ASTM D3330 (modified)

Test Name: 90° Peel Adhesion
Substrate: Aluminum
Backing: PET Film

90° Peel Adhesion

66 oz/in

[View](#) 

Test Method: ASTM D3330

Test Name: 90° Peel Adhesion
Temp C: 23C
Temp F: 72F
Environmental Condition: 50%RH
Substrate: Aluminum
Backing: 2 mil PET

Notes: 12 in/min (300 mm/min)

90° Peel Adhesion Aluminum

8 N/cm

[View](#) 

Test Method: ASTM D3330

Test Name: 90° Peel Adhesion
Dwell/Cure Time: 72.0
Dwell Time Units: hr
Temp C: 23C
Temp F: 72F
Environmental Condition: 50%RH
Substrate: Aluminum
Backing: 2 mil PET

Notes: 12 in/min (300 mm/min)

90° Peel Adhesion Aluminum

73 oz/in

[View](#) 

Test Method: ASTM D3330

Test Name: 90° Peel Adhesion
Dwell/Cure Time: 72.0
Dwell Time Units: hr
Temp C: 23C
Temp F: 72F
Environmental Condition: 50%RH
Substrate: Aluminum
Backing: 2 mil PET

Notes: 12 in/min (300 mm/min)

90° Peel Adhesion

16.2 N/cm

[View](#) 


Test Method: ASTM D3330 (modified)

Test Name: 90° Peel Adhesion
Dwell/Cure Time: 72.0

Dwell Time Units: hr
Temp C: 70C
Temp F: 158F
Environmental Condition: 50%RH
Substrate: Aluminum
Backing: PET Film

90° Peel Adhesion

148 oz/in

[View](#) 

Test Method: ASTM D3330 (modified)

Test Name: 90° Peel Adhesion
Dwell/Cure Time: 72.0
Dwell Time Units: hr
Temp C: 70C
Temp F: 158F
Environmental Condition: 50%RH
Substrate: Aluminum
Backing: PET Film

90° Peel Adhesion

4 N/cm

[View](#) 


Test Method: ASTM D3330 (modified)

Test Name: 90° Peel Adhesion
Substrate: PET
Backing: PET Film

Notes: 12 in/min (300 mm/min)

90° Peel Adhesion

37 oz/in

[View](#) 


Test Method: ASTM D3330 (modified)

Test Name: 90° Peel Adhesion
Substrate: PET
Backing: PET Film

Notes: 12 in/min (300 mm/min)

90° Peel Adhesion

6.6 N/cm

[View](#) 

Test Method: ASTM D3330 (modified)

Test Name: 90° Peel Adhesion
Dwell/Cure Time: 72.0
Dwell Time Units: hr
Temp C: 23C
Temp F: 72F
Environmental Condition: 50%RH
Substrate: PET
Backing: PET Film

90° Peel Adhesion

60 oz/in

View 

Test Method: ASTM D3330 (modified)

Test Name: 90° Peel Adhesion

Dwell/Cure Time: 72.0

Dwell Time Units: hr

Temp C: 23C

Temp F: 72F


Environmental Condition: 50%RH

Substrate: PET

Backing: PET Film

90° Peel Adhesion

14.9 N/cm

View 

Test Method: ASTM D3330 (modified)

Test Name: 90° Peel Adhesion

Dwell/Cure Time: 72.0

Dwell Time Units: hr

Temp C: 70C

Temp F: 158F


Environmental Condition: 50%RH

Substrate: PET

Backing: PET Film

90° Peel Adhesion

136 oz/in

View 

Test Method: ASTM D3330 (modified)

Test Name: 90° Peel Adhesion

Dwell/Cure Time: 72.0

Dwell Time Units: hr

Temp C: 70C

Temp F: 158F


Environmental Condition: 50%RH

Substrate: PET

Backing: PET Film

90° Peel Adhesion

4.5 N/cm

View 

Test Method: ASTM D3330 (modified)

Substrate: Polycarbonate (PC)

Backing: PET Film

Notes: 12 in/min (300 mm/min)

90° Peel Adhesion

41 oz/in

View 


Test Method: ASTM D3330 (modified)

Test Name: 90° Peel Adhesion
Substrate: Polycarbonate (PC)
Backing: PET Film

Notes: 12 in/min (300 mm/min)

90° Peel Adhesion

7.9 N/cm


[View](#) 

Test Method: ASTM D3330 (modified)

Dwell/Cure Time: 72.0
Dwell Time Units: hr
Temp C: 70C
Temp F: 158F
Substrate: Polycarbonate (PC)
Backing: PET Film

90° Peel Adhesion

72 oz/in


[View](#) 

Test Method: ASTM D3330 (modified)

Dwell/Cure Time: 72.0
Dwell Time Units: hr
Temp C: 70C
Temp F: 158F
Substrate: Polycarbonate (PC)
Backing: PET Film

Tensile Strength

5062 lb/in

[View](#) 

Test Method: ASTM D2370

Substrate: Stainless Steel
Backing: PET Film

Overlap Shear Strength

0.55 MPa


[View](#) 

Test Method: ASTM D1001

Substrate: Stainless Steel
Backing: PET Film

Overlap Shear Strength

79 lb/in²

[View](#) 

Test Method: ASTM D1001

Substrate: Stainless Steel

Backing: PET Film

Overlap Shear Strength

0.46 MPa

View 

Test Method: ASTM D1001

Substrate: Polycarbonate (PC)

Backing: PET Film

Overlap Shear Strength

66 lb/in²

View 


Test Method: ASTM D1001

Substrate: Polycarbonate (PC)

Backing: PET Film

Short Term Temperature Resistance


300 °F

View 

Test Condition: Short Term (minutes, hour)

Short Term Temperature Resistance


149 °C

View 

Test Condition: Short Term (minutes, hour)

Long Term Temp C

93 °C

View 

Test Condition: Long Term (day, weeks)

Long Term Temp F


200 °F

View 

Test Condition: Long Term (day, weeks)

Static Shear

10,000+ min

View 

Test Method: ASTM D3654

Test Condition: 1000 g @ Room Temperature

Substrate: Stainless Steel

Backing: PET Film

Notes: 0.5 in² sample size

Static Shear

10,000+ min

View 

Test Method: ASTM D3654

Test Condition: 500 g @ 70°C (158°F)

Substrate: Stainless Steel

Backing: PET Film

Notes: 0.5 in² sample size

90° Peel Adhesion Stainless Steel

95 oz/in

View 

Test Method: ASTM D3330

Test Name: 90° Peel Adhesion

Dwell/Cure Time: 72.0

Dwell Time Units: hr

Temp C: 23C

Temp F: 72F

Environmental Condition: 50%RH


Substrate: Stainless Steel

Backing: 2 mil PET

Notes: 12 in/min (300 mm/min)

90° Peel Adhesion Stainless Steel

10 N/cm

View 

Notes: 12 in/min (300 mm/min) ASTM D3330 72 hour dwell on Stainless Steel at 23°C (72°F) and 50% RH Backing: 2 mil Polyester

90° Peel Adhesion Polycarbonate (PC)

7.2 N/cm

View 

Test Method: ASTM D3330

Test Name: 90° Peel Adhesion

Dwell/Cure Time: 72.0

Dwell Time Units: hr

Temp C: 23C

Temp F: 72F

Environmental Condition: 50%RH


Substrate: Polycarbonate (PC)

Backing: 2 mil PET

Notes: 12 in/min (300 mm/min)

90° Peel Adhesion Polycarbonate (PC)

66 oz/in






View 

Test Method: ASTM D3330

Test Name: 90° Peel Adhesion
Dwell/Cure Time: 72.0
Dwell Time Units: hr
Temp C: 23C
Temp F: 72F
Environmental Condition: 50%RH
Substrate: Polycarbonate (PC)
Backing: 2 mil PET

Notes: 12 in/min (300 mm/min)

Electrical and Thermal Properties

Property
Insulation Resistance
1.1 x 10 ¹³ Ω
View 
Test Method: Mil-I-46058C
Test Condition: 100VDC, 60 sec
Dissipation Factor
0.013
View 
Test Method: ASTM D150
Dielectric Strength
1700 V/mil
View 
Test Method: ASTM D149
Notes: Short time method (air)
Volume Resistivity
1.3 x 10 ¹⁵ Ω-cm
View 
Test Method: ASTM D257
Temp C: 23C Temp F: 73F
Surface Resistivity
>5.6 x 10 ¹⁶ Ω
View 
Test Method: ASTM D257
Test Condition: Room Temperature

Coefficient of Thermal Expansion

5.4 x 10⁻⁴ m/m/°C

View 

Test Method: ASTM D696

Test Condition: First Heat(125 - 175°C)

Typical Environmental Performance

Humidity Resistance – High humidity has a minimal effect on adhesive performance. Bond strength shows no significant reduction after exposure for 7 days at 90°F (32°C) and 90% relative humidity.

UV Resistance – When properly applied, nameplates and decorative trim parts are not adversely affected by outdoor exposure.

Water Resistance – Immersion in water has no appreciable effect on the bond strength. After 100 hours at room temperature, the high bond strength is maintained.

Temperature Cycling Resistance – High bond strength is maintained after cycling four times through:

4 hours at 158°F (70°C)

4 hours at -20°F (-29°C)

4 hours at 73°F (22°C)

Chemical Resistance – When properly applied, nameplate and decorative trim parts will hold securely after exposure to numerous chemicals including oil, mild acids and alkalis.

Bond Build-up: The bond strength of 3M™ High Performance Acrylic Adhesive increases as a function of time and temperature as the adhesive further wets the surface and reaches maximum bond strength after 72 hours at room temperature.

Temperature/Heat Resistance: 3M™ High Performance Acrylic Adhesive on polyester carriers is usable for short periods (minutes, hours) at temperatures up to 300 °F (149°C) and for intermittent longer periods (days, weeks) up to 250°F (121°C).

Lower Temperature Service Limit: -40°F (-40°C).

Storage and Shelf Life

It is suggested that products are stored at room temperature conditions of 70°F (21°C) and 50% relative humidity.

If stored properly, product retains its performance and properties for 24 months from date of manufacture.

Recognition/Certification

TSCA: This product is defined as an article under the Toxic Substances Control Act and therefore, it is exempt from inventory listing requirements

MSDS: 3M has not prepared a MSDS for this product which is not subjected to the MSDS requirements of the Occupational Safety and Health Administration's Hazard Communication Standard, 29 C.F.R.1910.1200(b)(6)(v). When used under reasonable conditions or in accordance with the 3M directions for use, this product should not present a health and safety hazard. However, use or processing of the product in a manner not in accordance with the directions for use may affect its performance and present potential health and safety hazards.

UL: These products have been recognized by Underwriters Laboratories, Inc. under UI 746C and UL 969. For more information on the UL Certification, please visit the website at <http://www.3M.com/converter>, select UL Recognized Materials, then select the specific product area.

Note: One of 3M's core values is to respect our social and physical environment. 3M is committed to comply with ever-changing, global, regulatory and consumer environmental, health, and safety (EHS) requirements. As a service to our customers, 3M is providing information on the regulatory status of many 3M products. Further regulation information including that for OSHA, USCPSI, FDA, California Proposition 65, READY and RoHS, can be found at 3M.com/regs.

Automotive Disclaimer

Automotive Applications: This product is an industrial product and has not been designed or tested for use in certain automotive applications, including, but not limited to, automotive electric powertrain battery or high voltage applications. This product does not fully adhere to typical automotive design or quality system requirements, such as IATF 16949 or VDA 6.3. This product may not be manufactured in an IATF certified facility and may not meet a Ppk of 1.33 for all properties. The product may not undergo an automotive production part approval process (PPAP). Customer is solely responsible for evaluating the product and determining whether it is appropriate and suitable for customer's automotive application and for conducting incoming inspections before use of the product. Failure to do so may result in injury, death, and/or harm to property. No written or verbal statement, report, data or recommendation by 3M related to automotive use of the product shall have any force or effect unless in an agreement signed by the Technical Director of 3M's Automotive Division. Customer assumes all responsibility and risk if customer chooses to use this product in an automotive electric powertrain battery or high voltage application, and 3M will not be liable for any loss or damage arising from or related to the 3M product or customer's use of the product, whether direct, indirect, special, incidental, or consequential (including, but not limited to, lost profits or business opportunity or recall costs), regardless of the legal or equitable theory asserted, including, but not limited to, warranty, contract, negligence, or strict liability. In no event shall 3M be liable for any damages in excess of the purchase price paid for the product.

NOTWITHSTANDING ANY OTHER STATEMENT TO THE CONTRARY, 3M MAKES NO REPRESENTATIONS, WARRANTIES OR CONDITIONS WHATSOEVER, EXPRESS OR IMPLIED, REGARDING THE PRODUCT IF USED IN AN AUTOMOTIVE ELECTRIC POWERTRAIN BATTERY OR HIGH VOLTAGE APPLICATION, INCLUDING, BUT NOT LIMITED TO, ANY WARRANTY ON PERFORMANCE, LONGEVITY, SUITABILITY, COMPATIBILITY, OR INTEROPERABILITY, OR ANY IMPLIED WARRANTY OR CONDITION OF MERCHANTABILITY, FITNESS FOR A PARTICULAR PURPOSE, OR ARISING OUT OF A COURSE OF DEALING, CUSTOM, OR USAGE OF TRADE.

Bottom Matter

3M
Industrial Adhesives and Tapes Division
3M Center, Building 225-3S-06
St. Paul, MN 55144-1000
800-362-3550

Trademarks

3M is a trademark of 3M Company

Industry Specifications

This product might be suitable for use in indirect food contact applications. Please see the applicable Regulatory Data Sheet for more information relating to FDA compliance.

Handling/Application Information

Application Examples

- 3M™ Double Coated Membrane Switch Spacers are ideal for circuit separation

References

Property
Values

3m.com Product Page

https://www.3m.com/3M/en_US/p/d/b40070408/

Safety Data Sheet SDS

https://www.3m.com/3M/en_US/company-us/SDS-search/results/?gsaAction=msdsSRA&msdsLocale=en_US&co=ptn&q=7957MP

Family Group

Link Tags:

- 7953MP
- 7945MP
- 7956MP
- 7957MP
- 7959MP
- 7961MP
- 9045MP
- 9056MP
- 9057MP
- 9059MP
- 9061MP
- 7993MP
- 7995MP
- 7997MP

Products	Adhesive Type	Secondary Liner Type	Secondary Liner Thickness	Adhesive Thickness	Carrier Thickness	Total Tape Thickness (mm)	Short Term Temperat Resistanc	Long Term Temp C	Primary Liner Thickness	Long Term Temp F	Liner	Primary Liner Type	Adhesive Carrier	Liner Thickness
7959MP	Acrylic	Kraft Paper (PCK)	0.11 mm	0.05 mm	0.13 mm	0.05 mm	149 °C	93 °C	N/A	N/A	N/A	N/A	N/A	N/A
7956MP	N/A	N/A	0.11 mm	N/A	0.05 mm	0.05 mm	N/A	N/A	0.11 mm	N/A	PCK	58# Polycoated Kraft Paper (PCK)	N/A	0.11 mm

9045MP	N/A	N/A	N/A	0.05 mm	0.03 mm	0.05 mm	N/A	N/A	0.18 mm	200 °F	PCK	94# Polycoated Kraft Paper (PCK)	N/A	0.18 mm
9059MP	Acrylic	N/A	N/A	0.05 mm	0.13 mm	0.05 mm	149 °C	N/A	N/A	N/A	N/A	N/A	Polyester Film (PET)	N/A
7945MP	Acrylic	58# Polycoated Kraft Paper (PCK)	N/A	0.05 mm	0.03 mm	0.05 mm	N/A	N/A	0.11 mm	200 °F	N/A	58# Polycoated Polyester Kraft Paper (PCK)	Film (PET)	N/A
7961MP	Acrylic	58# Polycoated Kraft Paper (PCK)	0.11 mm	0.05 mm	0.18 mm	0.05 mm	149 °C	93 °C	N/A	N/A	N/A	N/A	N/A	N/A
7957MP	N/A	58# Polycoated Kraft Paper (PCK)	N/A	0.05 mm	N/A	0.05 mm	149 °C	93 °C	0.11 mm	N/A	N/A	N/A	Polyester Film (PET)	N/A
9057MP	Acrylic	94# Polycoated Kraft Paper (PCK)	0.18 mm	0.05 mm	0.08 mm	0.05 mm	149 °C	93 °C	N/A	N/A	N/A	N/A	N/A	N/A
9061MP	Acrylic	94# Polycoated Kraft Paper (PCK)	0.18 mm	0.05 mm	0.18 mm	0.05 mm	149 °C	93 °C	N/A	N/A	N/A	N/A	N/A	N/A
9056MP	N/A	94# Polycoated Kraft Paper (PCK)	N/A	0.05 mm	N/A	N/A	N/A	N/A	N/A	200 °F	N/A	N/A	Polyester Film (PET)	0.18 mm
7995MP	Acrylic	N/A	N/A	N/A	N/A	N/A	N/A	N/A	N/A	200 °F	94# Polycoated Kraft Paper (PCK)	N/A	Polyester Film (PET)	N/A
7997MP	Acrylic	N/A	N/A	N/A	N/A	0.05 mm	N/A	N/A	N/A	N/A	N/A	N/A	Polyester Film (PET)	0.18 mm

7993MP	Acrylic	N/A	N/A	N/A	0.03 mm	0.05 mm	149 °C	N/A	N/A	200 °F	94# Polycoated Kraft Paper (PCK)	N/A	Polyester Film (PET)	0.18 mm
7953MP	N/A	N/A	0.11 mm	0.04 mm	N/A	N/A	N/A	N/A	0.11 mm	200 °F	58# Polycoated Kraft Paper (PCK)	N/A		0.11 mm

ISO Statement

This Industrial Adhesives and Tapes Division product was manufactured under a 3M quality system registered to ISO 9001 standards.

Information

Technical Information: The technical information, guidance, and other statements contained in this document or otherwise provided by 3M are based upon records, tests, or experience that 3M believes to be reliable, but the accuracy, completeness, and representative nature of such information is not guaranteed. Such information is intended for people with knowledge and technical skills sufficient to assess and apply their own informed judgment to the information. No license under any 3M or third party intellectual property rights is granted or implied with this information.

Product Selection and Use: Many factors beyond 3M's control and uniquely within user's knowledge and control can affect the use and performance of a 3M product in a particular application. As a result, customer is solely responsible for evaluating the product and determining whether it is appropriate and suitable for customer's application, including conducting a workplace hazard assessment and reviewing all applicable regulations and standards (e.g., OSHA, ANSI, etc.). Failure to properly evaluate, select, and use a 3M product and appropriate safety products, or to meet all applicable safety regulations, may result in injury, sickness, death, and/or harm to property.

Warranty, Limited Remedy, and Disclaimer: Unless a different warranty is specifically stated on the applicable 3M product packaging or product literature (in which case such warranty governs), 3M warrants that each 3M product meets the applicable 3M product specification at the time 3M ships the product. 3M MAKES NO OTHER WARRANTIES OR CONDITIONS, EXPRESS OR IMPLIED, INCLUDING, BUT NOT LIMITED TO, ANY IMPLIED WARRANTY OR CONDITION OF MERCHANTABILITY, FITNESS FOR A PARTICULAR PURPOSE, OR ARISING OUT OF A COURSE OF DEALING, CUSTOM, OR USAGE OF TRADE. If a 3M product does not conform to this warranty, then the sole and exclusive remedy is, at 3M's option, replacement of the 3M product or refund of the purchase price.

Limitation of Liability: Except for the limited remedy stated above, and except to the extent prohibited by law, 3M will not be liable for any loss or damage arising from or related to the 3M product, whether direct, indirect, special, incidental, or consequential (including, but not limited to, lost profits or business opportunity), regardless of the legal or equitable theory asserted, including, but not limited to, warranty, contract, negligence, or strict liability.

Disclaimer: 3M industrial and occupational products are intended, labeled, and packaged for sale to trained industrial and occupational customers for workplace use. Unless specifically stated otherwise on the applicable product packaging or literature, these products are not intended, labeled, or packaged for sale to or use by consumers (e.g., for home, personal, primary or secondary school, recreational/sporting, or other uses not described in the applicable product packaging or literature), and must be selected and used in compliance with applicable health and safety regulations and standards (e.g., U.S. OSHA, ANSI), as well as all product literature, user instructions, warnings, and limitations, and the user must take any action required under any recall, field action or other product use notice. Misuse of 3M industrial and occupational products may result in injury, sickness, or death. For help with product selection and use, consult your on-site safety professional, industrial hygienist, or other subject matter expert. For additional product information, visit www.3M.com.